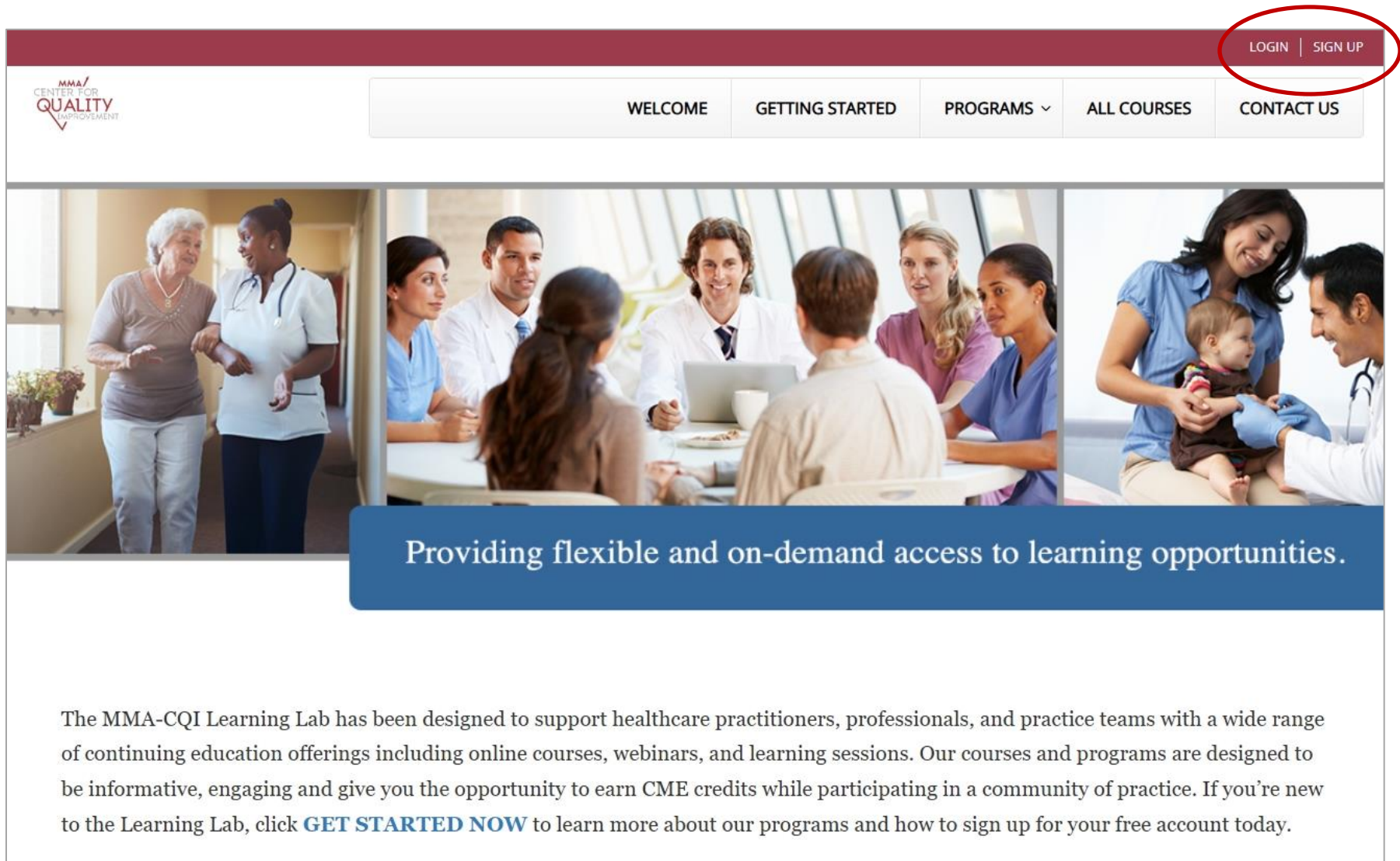


REGISTERING with MMA-CQI LEARNING LAB

1. Go to: www.qclearninglab.org.
2. In the upper right corner, in the top menu, click the **SIGN UP** link in the upper right corner of the screen.



The image shows a screenshot of the MMA-CQI Learning Lab website. At the top, there is a dark red navigation bar with the MMA-CQI logo on the left and 'LOGIN | SIGN UP' on the right, where 'SIGN UP' is circled in red. Below this is a white navigation menu with buttons for 'WELCOME', 'GETTING STARTED', 'PROGRAMS' (with a dropdown arrow), 'ALL COURSES', and 'CONTACT US'. The main content area features three images: an elderly woman being assisted by a nurse, a group of healthcare professionals in a meeting, and a doctor examining a baby held by a mother. A blue banner across the bottom of these images contains the text 'Providing flexible and on-demand access to learning opportunities.' Below the banner is a paragraph of text describing the lab's offerings.

LOGIN | SIGN UP

WELCOME GETTING STARTED PROGRAMS ▾ ALL COURSES CONTACT US

Providing flexible and on-demand access to learning opportunities.

The MMA-CQI Learning Lab has been designed to support healthcare practitioners, professionals, and practice teams with a wide range of continuing education offerings including online courses, webinars, and learning sessions. Our courses and programs are designed to be informative, engaging and give you the opportunity to earn CME credits while participating in a community of practice. If you're new to the Learning Lab, click **GET STARTED NOW** to learn more about our programs and how to sign up for your free account today.

REGISTERING with MMA-CQI LEARNING LAB (continued)

3. Complete the fields listed on the registration form.
4. Be sure to document your email address and password for future use. **You will use your email address as your USERNAME to login in the future.**
5. Click the **COMPLETE SIGN UP** button at the bottom.

Registering for this site is easy. Just fill in the fields below, and we'll get a new account set up for you in no time.

ACCOUNT DETAILS —

Username (required)

Email Address (required)

Choose a Password (required) Confirm Password (required)

PROFILE DETAILS —

Name (First Last) (required)

This field can be seen by: Everyone

Practice/Organization Name (required)

THIS FIELD CAN BE SEEN BY: EVERYONE CHANGE

Practice/Organization Location (State) (required)

This field can be seen by: Only Me

Practice/Organization Type (required)

This field can be seen by: Only Me

Practice/Organization Specialty Type (required)

THIS FIELD CAN BE SEEN BY: EVERYONE CHANGE

Practice/Organization Role (required)

This field can be seen by: Only Me

NAVIGATING THE SITE

- After you have registered, click through the **PROGRAMS** tab or the **ALL COURSES** tab to choose a course.
- When you return to the site, choose the **ALL COURSES** tab, then choose the **MY COURSES** tab to see the courses you've completed or to resume a course.

All Courses

Welcome to Learning Lab. This page lists all of the courses we have developed for our specific programs, under the first tab: ALL COURSES. The MY COURSES tab lists courses you have started and/or completed. (You must be logged in to see these.) To filter the course list by program, use the ALL COURSES SELECTION BOX on the right. To start or continue a course, click the course title to open the Course Description page. (Use the main menu to navigate to other program resources.)

ALL COURSES 25 MY COURSES 26

Search courses ...

Alphabetical

VIEWING PAGE 1 OF 6

1 2 ... 6 →

MMA/ CENTER FOR QUALITY IMPROVEMENT

Adolescent Substance Use and Screening- Briefly Intervening Saves Lives

This module is intended to address the opioid-specific education requirements under Maine Public Law Chapter 488. At the end of this module, users will be educated on how to use Screening, Brief Intervention, and Referral to Treatment (SBIRT) with adolescents in an effort to prevent future or intervene on current substance use disorder (SUD).

ALL COURSES

- TREATMENT, RECOVERY, EDUCATION, ADVOCACY FOR, TEENS WITH, SUD IN ME (TREATME) 12
- SAFE OPIOID PRESCRIBING 8
- PREVENTION 2
- MATERNAL, PERINATAL, AND CHILD HEALTH IMPROVEMENT 4
- LEGAL AND OTHER 2

- If you are returning to take another course, you can choose one from the **PROGRAMS** tab or the **ALL COURSES** tab.


STARTING A COURSE


To start a course, click **START COURSE**. Then follow the directions on the Course Instructions page to complete the course.

The screenshot shows the website interface for the MMA Center for Quality Improvement. At the top, there is a navigation menu with links for WELCOME, GETTING STARTED, PROGRAMS (with a dropdown arrow), ALL COURSES, and CONTACT US. The main content area features a large blue button labeled 'START COURSE', which is circled in red. Below this button, there are two rows of text: 'UNLIMITED ACCESS' with a clock icon, and 'COURSE CERTIFICATE' with a certificate icon. On the left side, there is a sidebar with the MMA Center for Quality Improvement logo and a blue box containing the course title 'System Level Care: Taking Care of the Medical Professional's Behavioral Health and Wellness'. Below the title are two buttons: 'HOME' and 'COURSE INSTRUCTIONS'. The main text area contains the course title, a description of the module, learning objectives, and module structure.

WELCOME **GETTING STARTED** **PROGRAMS** ▾ **ALL COURSES** **CONTACT US**

START COURSE

UNLIMITED ACCESS 

COURSE CERTIFICATE 

MMA/
CENTER FOR
QUALITY
IMPROVEMENT

System Level Care: Taking Care of the Medical Professional's Behavioral Health and Wellness

HOME

COURSE INSTRUCTIONS

System Level Care: Taking Care of the Medical Professional's Behavioral Health and Wellness

This module is intended to provide you with the tools and resources to support the mental health and wellness of medical professionals. It is vital for medical professionals to take care of their mental health. This module discusses screening tools, obstacles and barriers, risk and protective factors, safety planning, and resources for you to reach out to for help.

Learning Objectives:

At the end of this module, participants will:

1. have an increased knowledge of mental health screening tools
2. be able to identify protective and risk factors
3. be able to overcome obstacles and barriers that interfere with asking for help
4. have an understanding of the 2022 Healthcare Provider Protection Act and its implications for Maine

Module Structure:

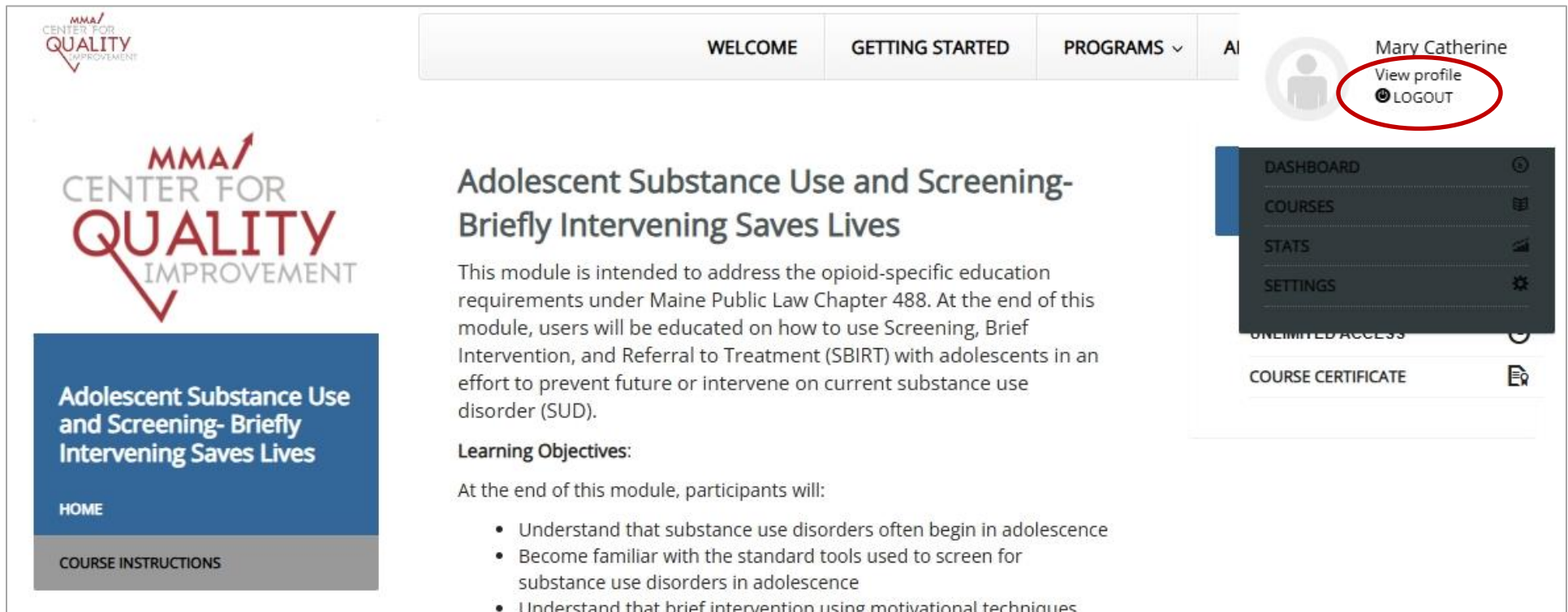
This module is self-paced and available to any user who registers with the Maine Medical Association, Center for Quality Improvement Learning Lab. The estimated time to complete is approximately 60 minutes. The module consists of multiple sub-sections or units and will contain various elements, including hyperlinks to readings and web resources, video lessons, and pre- and post-assessments needed to obtain a CME Certificate or a CME Certificate of Participation.

The Maine Medical Education Trust designates this enduring material for a maximum of 1 AMA PRA Category 1 Credit(s)[™]. Physicians should only claim credit commensurate with the extent of their participation in the activity.

LOGGING OUT

To log out:

1. Click your name in the upper righthand corner.
2. In the dropdown, click **LOGOUT**.



The screenshot displays a course interface for the MMA/Center for Quality Improvement. The top navigation bar includes 'WELCOME', 'GETTING STARTED', 'PROGRAMS', and 'AI'. The user's name, 'Mary Catherine', is shown in the top right corner, with a dropdown menu containing 'View profile' and 'LOGOUT'. The 'LOGOUT' option is circled in red. The main content area features a large title, 'Adolescent Substance Use and Screening- Briefly Intervening Saves Lives', and a description of the module's purpose. Below the description, the 'Learning Objectives' are listed.

MMA/ CENTER FOR QUALITY IMPROVEMENT

WELCOME **GETTING STARTED** **PROGRAMS** **AI** **Mary Catherine**
View profile
LOGOUT

Adolescent Substance Use and Screening- Briefly Intervening Saves Lives

This module is intended to address the opioid-specific education requirements under Maine Public Law Chapter 488. At the end of this module, users will be educated on how to use Screening, Brief Intervention, and Referral to Treatment (SBIRT) with adolescents in an effort to prevent future or intervene on current substance use disorder (SUD).

Learning Objectives:

At the end of this module, participants will:

- Understand that substance use disorders often begin in adolescence
- Become familiar with the standard tools used to screen for substance use disorders in adolescence
- Understand that brief intervention using motivational techniques

Adolescent Substance Use and Screening- Briefly Intervening Saves Lives

HOME

COURSE INSTRUCTIONS

DASHBOARD
COURSES
STATS
SETTINGS
UNLIMITED ACCESS
COURSE CERTIFICATE